

ARTS, COMMERCE & SCIENCE COLLEGE, HINGOLI.

DEPARTMENT OF MARATHI

RESULT SUMMER : 2022-2023

CLASS	SEM.	PAPER NO.	Grade									TOTAL STUDENT	Total Pass	% OF PASSING	NAME OF LECTURER
			O	A+	A	B+	B	C	P	F	A				
B.A. I	I	SL I	03	11	28	28	20	13	00	26	00	129	103	79.84%	Dr.L.M. Solanke
		Opt. I	01	01	08	10	00	00	00	05	00	25	20	80.00%	Dr.M.M. Mangnale
		Opt. II	01	00	07	02	02	00	00	13	00	25	12	48.00%	Prof.Dr.S.G. Jadhav
	II	SL II	01	06	17	30	35	09	03	28	00	129	101	78.29%	Dr.L.M. Solanke
		Opt. III	00	04	12	02	02	00	01	04	00	25	21	84.00%	Dr.M.M. Mangnale
		Opt. IV	00	07	05	03	02	00	01	07	00	25	18	72.00%	Prof.Dr.S.G. Jadhav
B.A. II	III	SL. III	01	08	53	39	26	00	00	11	0	138	127	92.02%	Dr.M.R.Kolhe
		Opt. V	00	05	12	09	05	00	00	01	00	32	31	96.87%	Dr.L.M. Solanke
		Opt. VI	00	06	9	09	04	01	01	02	00	32	30	93.75%	Dr.S.B. Lekule
		SEC. I	22	00	00	00	00	00	00	00	00	22	22	100.00%	Dr. M.R. Kolhe
	IV	SL. IV	00	14	49	28	16	06	08	17	00	138	121	87.68%	Dr.M.R. Kolhe
		Opt. VII	00	00	11	07	00	03	06	05	00	32	27	84.37%	Dr.L.M. Solanke
		Opt. VIII	00	01	15	09	01	02	02	02	00	32	30	93.75%	Dr.S.B. Lekule
		SEC. II	21	01	00	00	00	00	00	00	00	22	22	100.00%	Dr.M.R. Kolhe
B.A. III	V	IX	00	04	11	13	00	00	00	06	00	34	28	82.35%	Dr.S.B. Lekule
		X	00	01	13	10	00	00	00	10	00	34	24	70.58%	Prof.Dr.S.G. Jadhav
		SEC-III	24	00	00	00	00	00	00	01	00	25	24	96.00%	Prof.Dr.S.G. Jadhav
	VI	XI	00	06	08	05	01	00	00	14	00	34	20	58.82%	Dr.S.B. Lekule
		XII	01	12	12	00	00	00	00	09	00	34	25	73.52%	Prof.Dr.S.G. Jadhav
		SEC-IV	24	00	00	00	00	00	00	01	00	25	24	96.00%	Prof.Dr.S.G. Jadhav

Summary

B.A. I Year (SL)	79.06%
B.A. I Year Opt.	71.00%
B.A. II Year (SL)	89.85%
B.A. II Year Opt.	92.81%
B.A. II Year SEC.	100.00%
B.A. III Year Marathi	71.31%
B.A. III Year SEC.	96.00%


Head


PRINCIPAL
PRINCIPAL

Adarsh Education Society's
Arts Commerce & Science College
HINGOLI Dist.Hingoli (M.S.)

shri Matkule
Kammo
16.10.23

Adarsh Education Society's
ARTS, COMMERCE & SCIENCE COLLEGE, HINGOLI.
DEPARTMENT OF MARATHI
RESULT SUMMER : 2022-2023

CLASS	SEM.	PAPER NO.	Grade									TOTAL STUDENT	Total Pass	% OF PASSING	NAME OF LECTURER
			O	A+	A	B+	B	C	P	F	A				
B.Sc. I	I	SL I	00	04	24	14	00	00	00	04	00	46	42	91.30%	Prof.Dr. S.G. Jadhav
	II	SL II	00	04	16	17	00	00	00	09	00	46	37	80.43%	Prof.Dr. S.G. Jadhav
B.Sc. II	III	S.L. III	04	13	12	07	00	00	00	00	00	36	36	100.00%	Dr.M.M. Mangnale
	IV	S.L. IV	00	15	18	03	00	00	00	00	00	36	36	100.00%	Dr.M.M. Mangnale

Summary B.Sc.I Year Marathi (SL) 85.86%
B.Sc.II Year Marathi (SL) 100.00%



Head


Principal
PRINCIPAL
Adarsh Education Society's
Arts Commerce & Science College
HINGOLI Dist.Hingoli (M.S.)

Adarsh Education Society's
ARTS, COMMERCE & SCIENCE COLLEGE, HINGOLI.
DEPARTMENT OF MARATHI
RESULT SUMMER : 2022-2023

CLASS	SEM.	PAPER NO.	Grade									TOTAL STUDENT	Total Pass	% OF PASSING	NAME OF LECTURER
			O	A+	A	B+	B	C	P	F	A				
B.Com I	I	SL I	01	05	25	10	03	00	00	09	00	53	44	83.00%	Dr .Kolhe M.R.
	II	SL II	02	11	18	04	08	00	00	10	00	53	43	81.13%	Dr. Kolhe M.R.
B.Com II	III	S.L. III	00	04	35	10	00	00	00	03	00	52	49	94.23%	Dr. Mangnale M.M.
	IV	S.L. IV	00	19	31	01	00	00	00	01	00	52	51	98.07%	Dr. Mangnale M.M.

Summary B.Com I Year (SL) 82.06%
 B.Com II Year (SL) 96.15%


 Head


PRINCIPAL
 Adarsh Education Society's
 Arts Commerce & Science College
 HINGOLI Dist.Hingoli (M.S.)

Adarsh Education Society's
ARTS, COMMRC & SCIENCE COLLEGE, HINGOLI.

DEPARTMENT OF MARATHI


M.A. Marathi I & II Year
RESULTY ANALYSIS 2022-23.

CLASS	SEM.	PAPER NO.	GRADE		GRADE		GRADE		GRADE		TOTAL STUDENT	TOTAL PASS	% OF PASSING
			O	A+	A	B+	B	C	AA	F			
M.A.F.Y.	I.	I	00	01	01	04	01	00	00	02	09	07	77.77%
		II	00	00	02	03	04	00	00	00	09	09	100%
		III	00	00	03	04	00	00	00	02	09	07	77.77%
		IV	01	01	04	02	01	00	00	00	09	09	100%
	II.	V	00	00	06	02	00	00	00	01	09	08	88.88%
		VI	00	00	06	02	01	00	00	02	09	09	100%
		VII	00	00	03	04	02	00	00	03	09	06	66.66%
		VIII	00	01	02	04	02	00	00	03	09	09	100%

M.A.S.Y	III.	IX	00	04	02	04	00	00	00	00	10	10	100%
		X	00	02	02	04	02	00	00	00	10	10	100%
		XI	00	00	03	03	04	00	00	00	10	10	100%
		XII	00	00	08	02	00	00	00	00	10	10	100%
	IV.	XIII	01	00	04	02	02	00	00	01	10	09	90%
		XIV	00	01	04	05	00	00	00	00	10	10	100%
		XV	01	02	07	00	00	00	00	00	10	10	100%
		XVI	00	00	08	02	00	00	00	00	10	10	100%
		XVII	09	00	00	00	00	00	00	01	10	09	90%
		PROJE CT											

Summary MAFY – 88.88%

MASY – 97.77%


Head Of Dept.


PRINCIPAL
Adarsh Education Society's
Arts Commerce & Science College
HINGOLI Dist.Hingoli (M.S.)

Adarsh Education Society's
ARTS, COMMERCE & SCIENCE COLLEGE, HINGOLI.

DEPARTMENT OF HINDI

B.A I, II Year SL HINDI RESULT SUMMER : 2023

Class	SEM.	PAPER No	Grade									TOTAL STUDENT	Total Pass	% OF PASSING	NAME OF LECTURER
			O	A+	A	B+	B	C	P	F	A				
B. A. I	I	I	11	11	23	30	2	-	-	13	-	90	77	85.55%	Prof. T.V.Aade
	II	II	1	14	25	20	2	3	1	24	-	90	66	73.33%	Prof. T.V.Aade
B. A. II	III	III	12	18	30	16	1	1	-	5	-	83	78	93.97%	Dr.S.V.Narwade
	IV	IV	1	5	30	23	2	2	5	15	-	83	68	81.92%	Dr.S.V.Narwade

Summary **B. A. First Year 79.44%**
 B. A. Second Year 87.95%

Prof. Dr. Sanjiv kumar Narwade

Shri. Mukul Sanjiv Narwade
1/9 *(18)*
17.10.2023 -

Adarsh Education Society's
ARTS, COMMERCE & SCIENCE COLLEGE, HINGOLI.

DEPARTMENT OF HINDI

B.Com I, II Year SL HINDI RESULT SUMMER : 2023

Class	SEM.	PAPER No	Grade									TOTAL STUDENT	Total Pass	% OF PASSING	NAME OF LECTURER
			O	A+	A	B+	B	C	P	F	A				
B.Com I	I	I	7	5	24	6				3		45	42	93.33%	Prof. T.V.Aade
	II	II	1	14	12	8	2	2	1	5		45	40	88.88%	Prof. T.V.Aade
B.Com II	III	III	-	20	21	7				4		52	48	92.30%	Dr.P.B.Sharma
	IV	IV	1	15	23	7				6		52	46	88.46%	Dr.P.B.Sharma

Summary **B. Com First Year 91.11%**
 B. Com Second Year 90.38%



Prof. Dr. Sanjiv kumar Narwade

Adarsh Education Society's
ARTS, COMMERCE & SCIENCE COLLEGE, HINGOLI.

DEPARTMENT OF HINDI

B.Sc I, II Year SL HINDI RESULT SUMMER : 2023

Class	SEM.	PAPER No	Grade									TOTAL STUDENT	Total Pass	% OF PASSING	NAME OF LECTURER
			O	A+	A	B+	B	C	P	F	A				
B.Sc	I	I	-	15	12	4	-	-	-	2		33	31	93.93%	P.B.SHARMA
	II	II	1	3	14	10				5		33	28	84.84%	P.B.SHARMA
B.Sc	III	III	-	2	17	6	-	-	-	-	-	25	25	100.00%	P.B.SHARMA
	IV	IV	-	11	12	2						25	25	100.00%	P.B.SHARMA

Summary **B. Sc First Year 89.39%**
 B. Sc Second Year 100%



Prof. Dr. Sanjiv Kumar Narwade

Adarsh Education Society's
ARTS, COMMERCE & SCIENCE COLLEGE, HINGOLI.

DEPARTMENT OF HINDI

RESULT ACADEMIC YEAR SUMMER -2023

Class : B.A. F.Y, S.Y. T.Y, (HINDI-OPT), (HINDI-SEC)

SUBJECT-HINDI

CLASS	SEM.	PAPER No.	Grade									TOTAL STUDENT	Total Pass	% OF PASSING	NAME OF LECTURER
			O	A+	A	B+	B	C	P	F	AB				
B.A. F.Y	I	I	-	2	15	7	-	-	-	6		30	24	80.00%	Dr.S.V.Narwade
		II	2	6	11	4	-	-	-	7		30	23	76.66%	Prof. T.V.Aade
	II	III	1	5	9	10	-	-	-	5		30	25	83.33%	Dr.S.V.Narwade
		IV	1	5	7	7	-	-	1	9		30	21	70.00%	Prof. T.V.Aade
B.A. S.Y	III	V	-	8	7	3	-	-	-	1		19	18	94.73%	Prof. T.V.Aade
		VI	1	8	8	-	-	-	2		19	17	89.47%	Dr.S.V.Narwade	
		SEC-I	19	-	-	-	-	-	-	-		19	19	100.00%	Dr.S.V.Narwade
	IV	VII	1	2	8	4	2	1	-	1		19	18	94.73%	Prof. T.V.Aade
		VIII	1	3	12	2	-	-	-	1		19	18	94.73%	Dr.S.V.Narwade
		SEC-II	19	-	-	-	-	-	-	-		19	19	100.00%	Dr.S.V.Narwade
B.A. T.Y	V	IX	-	3	6	1	-	-	-	2		12	10	83.33%	Dr.S.V.Narwade
		X	-	1	7	2	-	-	-	2		12	10	83.33%	P.B.SHARMA
		SEC-III	12	-	-	-	-	-	-	-		12	12	100.00%	Dr.S.V.Narwade
	VI	XI	-	9	1	-	-	-	-	2		12	10	83.33%	Dr.S.V.Narwade
		XII	-	6	4	-	-	-	-	2		12	10	83.33%	P.B.SHARMA
		SEC-IV	12	-	-	-	-	-	-	-		12	12	100.00%	Dr.S.V.Narwade

Summary **B. A First Year 77.50 %**
B. A Second Year 95.61 %
B. A Third Year 88.88 %



Prof.Dr. Sanjiv kumar Narwade

Adarsh Education Society's
ARTS, COMMERCE & SCIENCE COLLEGE, HINGOLI.

DEPARTMENT OF HINDI

RESULT ACADEMIC YEAR : 2022-23

Class : M.A. F.Y, M.A. S.Y,

SUBJECT-HINDI

EXAMINATION SUMMER 2023

CLASS	SEM.	PAPER No.	Grade									TOTAL STUDENT	Total Pass	% OF PASSING	NAME OF LECTURER
			O	A+	A	B+	B	C	P	F	A				
M.A. I	I	I	1	2	1	1	-	-	-	-	-	5	5	100.00%	Prof. T.V.Aade
		II	-	4	-	-	1	-	-	-	-	5	5	100.00%	Dr.S.V.Narwade
		III	2	2	1	-	-	-	-	-	-	5	5	100.00%	Dr.S.V.Narwade
		IV	1	3	1	-	-	-	-	-	-	5	5	100.00%	Prof. T.V.Aade
	II	V	-	3	-	2	-	-	-	-	-	5	5	100.00%	Prof. T.V.Aade
		VI	1	1	1	2	-	-	-	-	-	5	5	100.00%	Dr.S.V.Narwade
		VII	2	3	-	-	-	-	-	-	-	5	5	100.00%	Dr.S.V.Narwade
		VIII	1	3	-	1	-	-	-	-	-	5	5	100.00%	Prof. T.V.Aade
M.A. II	III	IX	1	-	-	-	-	-	-	1	-	2	1	50.00%	Prof. T.V.Aade
		X	-	1	1	-	-	-	-	-	-	2	2	100.00%	Dr.S.V.Narwade
		XI	-	-	1	1	-	-	-	-	-	2	2	100.00%	Dr.S.V.Narwade
		XII	-	-	2	-	-	-	-	-	-	2	2	100.00%	P.B.SHARMA
	IV	XIII	1	1	-	-	-	-	-	-	-	2	2	100.00%	Prof. T.V.Aade
		XIV	1	1	-	-	-	-	-	-	-	2	2	100.00%	Dr.S.V.Narwade
		XV	-	2	-	-	-	-	-	-	-	2	2	100.00%	Dr.S.V.Narwade
		XVI	-	1	1	-	-	-	-	-	2	2	100.00%	P.B.SHARMA	
		XVII	1	-	-	-	-	-	-	1	-	2	1	50.00%	Dr.S.V.Narwade

Summary **M. A First Year 100.00 %**
M. A Second Year 88.88 %



Prof.Dr. Sanjiv kumar Narwade

ARTS, COMMERCE & SCIENCE COLLEGE, HINGOLI


DEPARTMENT OF ENGLISH

Result Analysis (Winter 2022 & Summer 2023)

SR. NO.	CLASS	PAPER No	NAME OF THE FACULTY	TOTAL STUDENT	PRESENT	ABSENT	PASS	FAIL	0	A+	A	B+	B	C	P	Percentage
1	B. A. I (Sem I)	I	Dr. S. S. Dodal	13	12	1	12	0	0	2	4	6	0	0	0	100.00%
2	B. A. I (Sem I)	II	Dr. D. B. Jawale	13	12	1	10	2	0	3	5	2	0	0	0	83.33%
3	B. A. I (Sem II)	III	Dr. S. S. Dodal	13	11	2	11	0	0	0	7	4	0	0	0	100.00%
4	B. A. I (Sem II)	IV	Dr. D. B. Jawale	13	12	1	12	0	0	3	2	3	2	2	0	100.00%
5	B. A. II (Sem. III)	V	Dr. T. R. Hapgunde	10	10	0	10	0	0	2	3	5	0	0	0	100.00%
6	B. A. II (Sem. III)	VI	Mr. S. Puri	10	10	0	10	0	0	2	4	4	0	0	0	100.00%
7	B. A. II (Sem. IV)	VII	Dr. T. R. Hapgunde	10	10	0	10	0	0	1	6	2	1	0	0	100.00%
8	B. A. II (Sem. IV)	VIII	Mr. S. Puri	10	10	0	10	0	0	3	5	2	0	0	0	100.00%

9	B. A. II (Sem III)	SEC - I	Dr. S. S. Dodal	11	10	1	10	0	10	0	0	0	0	0	0	100.00%
10	B. A. II (Sem. IV)	SEC - II	Dr. S. S. Dodal	11	10	1	10	0	10	0	0	0	0	0	0	100.00%
11	B. A. III (Sem. V)	IX	Dr. T. R. Hapgunde	12	12	0	12	0	0	0	4	6	2	0	0	100.00%
12	B. A. III (Sem. V)	X	Dr. S. L. Patki	12	12	0	11	1	1	3	3	4	0	0	0	91.66%
13	B. A. III (Sem. VI)	XI	Dr. T. R. Hapgunde	12	12	0	12	0	0	2	9	1	0	0	0	100.00%
14	B. A. III (Sem. VI)	XII	Dr. S. L. Patki	12	12	0	11	1	4	1	4	2	0	0	0	91.66%
15	B. A. III (Sem. V)	SEC - III	Dr. S. L. Patki	10	10	0	10	0	10	0	0	0	0	0	0	100.00%
16	B. A. III (Sem. VI)	SEC - IV	Dr. S. L. Patki	10	10	0	10	0	10	0	0	0	0	0	0	100.00%
17	B. A. I (Sem. I)	I	Dr. S. S. Dodal	167	155	12	57	98	0	3	12	23	19	0	0	36.77%
18	B. A. I (Sem. II)	II	Dr. S. S. Dodal	167	154	13	50	104	1	4	17	28	0	0	0	32.46%
19	B. A. II (Sem. III)	III	Dr. T. R. Hapgunde	138	138	0	56	82	0	3	7	46	0	0	0	40.57%
20	B. A. II (Sem. IV)	IV	Dr. T. R. Hapgunde	138	138	0	29	109	0	1	7	9	11	1	0	21.01%

21	B. COM I (Sem. I)	I	Dr. S. L. Patki	82	78	3	38	40	0	0	6	13	6	13	0	48.71%
22	B. COM I (Sem. II)	II	Dr. S. L. Patki	82	78	3	47	31	0	4	19	12	9	3	0	60.25%
23	B. COM II (Sem. III)	III	Dr. S. L. Patki	105	103	0	82	21	0	0	23	27	14	18	0	79.61%
24	B. COM II (Sem. IV)	IV	Dr. S. L. Patki	105	103	0	81	22	0	6	23	14	19	19	0	78.64%
25	B. Sc. I (Sem. I)	I	Dr. T. R. Hapgunde	80	80	0	45	35	1	3	21	20	0	0	0	56.25%
26	B. Sc. I (Sem. II)	II	Dr. T. R. Hapgunde	80	80	0	46	34	0	0	16	13	14	3	0	57.50%
27	B. Sc. II (Sem. III)	III	Dr. S. S. Dodal	61	61	0	56	5	0	2	31	25	0	0	0	91.80%
28	B. Sc. II (Sem. IV)	IV	Dr. S. S. Dodal	61	60	1	53	7	0	1	27	23	0	0	0	88.33%


Dr. Sachin L. Patki
 Head, Dept. of English
 Adresh Education Society's
Head, Department of English
 Art's, Commerce & Science College
 Hingoli (Maharashtra)-431513

DEPARTMENT OF POLITICAL SCIENCE

B.A. RESULT ANALYSIS 2022-23.

CLASS	SEM.	PAPER NO.	GRADE		GRADE		GRADE		GRADE		TOTAL STUDENT	TOTAL PASS	% OF PASSING
			O	A+	A	B+	B	C	AA	F			
B.A.F.Y.	I	I	03	07	44	48	00	00	09	11	113	102	90.26
		II	04	10	44	38	02	00	09	15	113	98	86.72
	II	III	00	18	47	26	03	00	09	19	113	94	83.18
		IV	06	14	34	24	02	00	12	30	110	80	72.72

B.A.S.Y.	III	V	02	09	44	43	00	00	00	07	105	99	94.28
		VI	03	21	35	35	00	00	00	11	105	94	89.52
	IV	VII	03	14	39	32	01	01	00	15	105	90	85.71
		VIII	00	16	50	19	00	01	00	19	105	81	81.90
	SEC	I	12	--	--	--	--	--	03	00	12	12	100
		II	12	--	--	--	--	--	03	00	12	12	100

B.A.T.Y.	V	IX	01	13	35	41	00	00	01	07	97	90	92.78
		X	03	23	42	27	00	00	01	02	97	95	97.93
	VI	XI	05	12	38	26	00	00	01	16	97	81	83.50
		XII	07	18	45	18	00	00	01	09	97	88	90.72
	SEC	III	20	02	--	--	--	--	--	02	24	22	91.66
		IV	19	03	--	--	--	--	02	00	22	22	100

Summary BAFY – 83.29

BASY – 87.38

BATY – 92.16


 Head. Of Dept.

DEPARTMENT OF POLITICAL SCIENCE

M.A. I & II RESULT ANALYSIS 2022-23.

CLASS	SEM.	PAPER NO.	GRADE		GRADE		GRADE		GRADE		TOTAL STUDENT	TOTAL PASS	% OF PASSING
			O	A+	A	B+	B	C	AA	F			
M.A.F.Y.	I.	I	00	05	29	33	01	00	05	04	72	68	94.44
		II	01	06	28	25	14	00	02	01	75	74	98.66
		III	00	09	38	15	11	00	03	01	74	73	98.64
		IV	03	13	32	17	05	00	05	00	70	70	100
	II.	V	00	03	21	18	20	00	09	06	68	62	91.17
		VI	04	19	32	09	03	00	08	02	69	67	97.10
		VII	02	12	26	15	10	00	09	03	68	65	95.58
		VIII	08	15	31	06	03	00	11	03	66	63	95.45

M.A.S.Y.	III.	IX	00	05	19	24	02	00	01	01	51	50	98.03
		X	00	04	14	25	08	00	00	01	52	51	98.07
		XI	05	10	32	03	00	00	01	01	51	50	98.03
		XII	01	07	21	16	07	00	00	00	52	52	100
	IV.	XIII	01	06	17	14	12	00	01	01	51	50	98.03
		XIV	00	09	20	13	08	00	01	01	51	50	98.03
		XV	06	25	14	01	03	00	02	01	50	49	98.00
		XVI	01	11	24	08	05	00	02	01	50	49	98.00
		XVII (PROJ)	05	20	17	00	02	00	08	00	44	44	100

Summary MAFY – 96.44.

MASY – 98.45.


Head. Of Dept.

Department of Sociology

Class:- B.A. F.Y. S.Y.& T.Y.- SUMMER-2023

RESULT Sheet from : 2022-23

CLASS	SEM.	PAPER	Grade									TOTAL STUDE NT	Total Pass	% OF PASSING	NAME OF LECTURER
			NO.	O	A+	A	B+	B	C	P	A				
B.A. I	I	I	02	10	49	32	00	01	01	02	00	97	97	100%	Dr.V.N.Khandare
		II	02	13	43	30	00	01	01	06	01	97	98	98.97%	Dr.V.S.Pawar
	II	III	03	05	21	36	10	01	10	09	02	97	95	97.93%	Dr.V.N.Khandare
		IV	00	22	28	20	07	01	05	12	02	97	95	97.93%	Dr.V.S.Pawar
B.A. II	III	V	04	23	55	20	00	00	00	01	01	104	103	99.03%	Dr.V.S.Pawar
		VI	19	31	38	12	00	01	00	02	01	104	103	99.03%	Dr.V.N.Khandare
		SEC-I	33	00	00	00	00	00	00	00	00	33	33	100%	Dr.V.S.Pawar
	IV	VII	06	36	30	18	00	02	02	09	01	104	103	99.03%	Dr.V.N.Khandare
		VIII	01	26	34	18	07	03	06	08	01	104	103	99.03%	Dr.V.S.Pawar
		SEC-II	33	00	00	00	00	00	00	00	00	33	33	100%	Dr.V.S.Pawar
B.A. III	V	IX	00	06	44	07	00	00	02	04	04	64	60	93.75%	Dr.V.S.Pawar
		X	09	11	16	22	01	00	01	03	01	64	63	98.43%	Dr.V.N.Khandare
		SEC-III	20	00	00	00	00	00	00	00	00	20	20	100%	Dr.V.N.Khandare
	VI	XI	08	21	24	05	00	00	01	05	00	64	64	100%	Dr.V.S.Pawar
		XII	08	13	28	08	02	00	01	02	02	64	62	96.87%	Dr.V.N.Khandare
		SEC-IV	20	00	00	00	00	00	00	00	00	20	20	100%	Dr.V.N.Khandare

H.O.D

 SOCIOLOGY


Department of Sociology

Class:- M.A.F.Y/M.A.S.Y. - SUMMER-2023

RESULT Sheet from :2022-23

CLASS	SEM.	PAPER NO.	Grade									TOTAL STUDENT	Total Pass	% OF PASSING	NAME OF LECTURER
			O	A+	A	B+	B	C	P	F	A				
M.A.F.Y.	I	I	-	03	02	08	-	-	-	01	-	14	13	92.85%	Dr.V.N.Khandare
		II	-	03	03	07	01	-	-	-	-	14	14	100%	Dr.V.N.Khandare
		III	-	02	03	08	01	-	-	-	-	14	14	100%	Dr.V.S.Pawar
		IV	-	03	06	03	01	-	-	-	-	14	14	100%	Dr.V.S.Pawar
	II	V	-	10	02	-	-	-	-	02	-	14	12	85.71%	Dr.V.N.Khandare
		VI	01	10	01	-	-	-	01	01	-	14	13	92.85%	Dr.V.N.Khandare
		VII	01	07	02	-	02	-	-	02	-	14	12	85.71%	Dr.V.S.Pawar
		VIII	-	09	01	01	01	-	-	02	-	14	12	85.71%	Dr.V.S.Pawar
M.A.S.Y.	III	IX	-	02	-	01	01	-	-	-	-	04	04	100%	Dr.V.N.Khandare
		X	-	01	01	01	01	-	-	-	-	04	04	100%	Dr.V.N.Khandare
		XI	-	01	02	01	-	-	-	-	-	04	04	100%	Dr.V.S.Pawar
		XII	-	02	01	01	-	-	-	-	-	04	04	100%	Dr.V.S.Pawar
	IV	XIII	02	-	02	-	-	-	-	-	-	04	04	100%	Dr.V.S.Pawar
		XIV	01	01	01	-	01	-	-	-	-	04	04	100%	Dr.V.N.Khandare
		XV	01	03	--	-	-	-	-	-	-	04	04	100%	Dr.V.N.Khandare
		XVI	-	-	03	01	-	-	-	-	-	04	04	100%	Dr.V.S.Pawar

Shri muktada
Bommo
16.10.23

H.O.D. 
SOCIOLOGY
Dr. V.N. Khandare

Adarsh Education Society's
Arts, Commerce & Science College, Hingoli.

Department of Public Administration

Result Detailed of B. A. FY, S.Y. and TY 2022-23

First year

Paper No	O	A+	A	B+	B	C+	C	P	F	Total	Passing Percentage
I	-	02	26	22	-	-	02	01	15	68	77.94%
II	03	06	21	27	-	-	-	-	11	68	83.82%
III	02	06	22	10	-	-	02	07	18	68	73.52%
IV	02	-	18	24	-	-	05	01	18	68	73.52%
Average											77.20%

Second Year

V	03	11	54	25	-	-	-	-	01	94	98.93%
VI	03	19	51	15	-	-	01	-	05	94	94.68%
VII	08	23	33	07	02	-	9	04	08	94	91.48%
VIII	10	29	32	05	04	-	-	-	10	94	89.36%
Average											93.61%

Third Year

Paper No	O	A+	A	B+	B	C+	C	P	F	Total	Passing Percentage
IX	05	12	24	18	-	-	-	01	05	65	92.30%
X	08	12	26	15	-	-	-	-	04	65	93.84%
XI	02	07	21	12	-	-	-	01	22	65	66.15%
XII	09	26	17	05	01	-	-	-	07	65	89.23%
Average											85.38%

Overall departmental result is 85.39%

Topper

BAFY:- Rathod Sudam Kundlik Exam Seat No. AA443236 Obtained Marks 243 / 300 (81%)

BASY:- Raut Gangadhar Balaji, Exam Seat No. AN271308, Marks Obtained 253/300 (84.33%)

BATY:- Naik Rajeshwari Ashokrao, Exam Seat No. Ar184531 Obtained Marks 260 / 300 (86.66%)


Head of the Department
Department of Public Administration

Shri Mitakule
Bommoo
12-10-23

CLASS	SEM.	Subjects	Grade									TOTAL STUD	TOTAL STUD	TOTAL PASS	% OF PASSING	NAME OF LECTURER	
			O	A+	A	B+	B	C	P	F	AA						
B.Com I	I	Fundamentals of Financial Account	1	3	18	25	9	0	0	23	2	81	79	56	70.88%	Dr.A.B Gattani	
		Business Economics I	0	2	19	16	32	0	0	8	4	81	77	69	89.61%	Dr.A.B Gattani	
		Fundamentals of Business Communication	5	19	21	14	10	0	0	9	3	81	78	69	88.46%	Dr.B.B.Lakshete	
		Business Statistics	18	6	12	12	7	0	0	23	3	81	78	55	70.51%	DR.B.B.Lakshete	
		Computer for Business	1	9	25	30	10	0	0	6	3	81	78	72	92.30%	M.Jadhav	
	II	Financial Accounting	2	6	13	14	8	0	0	34	4	81	77	43	55.84%	Dr.A.B Gattani	
		Business Economics II	4	22	19	11	12	0	0	9	4	81	77	68	88.31%	Dr.A.B Gattani	
		Modern Business Communication	30	25	8	8	0	0	0	5	5	81	76	71	93.42%	Dr.B.B.Lakshete	
		Business Statistics and Mathematics	23	14	12	7	2	0	0	20	3	81	78	58	74.36%	Dr.B.B.Lakshete	
		Tally ERP 9.0	6	21	23	13	2	0	0	10	6	81	75	65	86.66%	M.Jadhav	
B.COM II	III	Corporate Accounting	4	12	23	36	11	0	0	17	1	104	103	86	84.49%	Dr.A.B Gattani	
		Fundamental of Income tax	0	13	35	35	5	0	0	11	5	104	99	88	88.88%	Dr.A.B Gattani	
		Cost Accounting	22	16	16	20	6	0	0	21	3	104	101	80	79.24%	Dr.B.B.Lakshete	
		Principles of Business Management	1	20	35	25	11	0	0	11	1	104	103	92	89.32%	Dr.B.B.Lakshete	
		Mercantile Law	2	8	40	25	18	0	0	9	2	104	102	93	91.11%	Dr.A.B Gattani	
		SEC-III	104	0	0	0	0	0	0	0	0	104	104	104	100.00%	Dr.B.B.Lakshete	
	IV	Advance Corporate Account	26	25	19	7	3	0	0	24	0	104	104	80	76.92%	Dr.A.B Gattani	
		Income tax Law & Practices	11	28	35	12	5	0	0	11	2	104	102	91	89.21%	Dr.A.B Gattani	
		Advance Cost Accounting	17	17	27	9	6	0	0	27	1	104	103	76	73.79%	Dr.B.B.Lakshete	
		Business Management	21	28	26	10	4	0	0	15	0	104	104	89	85.58%	Dr.B.B.Lakshete	
	Corporate Law	21	35	18	12	6	0	0	11	1	104	103	92	89.32%	Dr.A.B Gattani		
	SEC-IV	104	0	0	0	0	0	0	0	0	104	104	104	100.00%	Dr.B.B.Lakshete		
	B.COMIII	V	Management Accounting -I	11	17	30	25	10	0	0	18	1	112	111	93	83.78%	Dr.A.B Gattani
			Advance Accounting - I	28	19	21	19	14	0	0	10	1	112	111	101	90.99%	Dr.B.B.Lakshete
Auditing-I			15	23	41	16	14	0	0	3	0	112	112	109	97.32%	S.B.Dad	
Indian Economy -I			9	39	42	16	5	0	0	1	0	112	112	111	99.10%	G.J.Joshi	
Human Resource Management			30	40	27	6	7	0	0	2	1	112	111	110	99.09%	S.B.Dad	
Traning & Field work			112	0	0	0	0	0	0	0	0	112	112	112	100.00%	Dr.A.B Gattani	
SEC-			112	0	0	0	0	0	0	0	0	112	112	112	100.00%	Dr.A.B Gattani	
VI		Management Accounting -II	69	19	16	2	1	0	0	4	1	112	111	107	96.39%	Dr.A.B Gattani	
		Advance Accounting - II	43	13	18	20	5	0	0	12	1	112	111	99	89.19%	Dr.B.B.Lakshete	
		Auditing-II	36	25	25	14	7	0	0	5	1	112	111	107	96.39%	S.B.Dad	
	Indian Economy-II	43	35	22	5	4	0	0	3	1	112	111	109	98.19%	G.J.Joshi		
	Marketing Management	59	25	18	4	2	0	0	4	0	112	112	108	96.42%	S.B.Dad		
	Project Work	112	0	0	0	0	0	0	0	0	112	112	112	100.00%	Dr.A.B Gattani		
SEC-	112	0	0	0	0	0	0	0	0	112	112	112	100.00%	Dr.A.B Gattani			

Sbri. Multule
17/10/2023

B.com
B.com

Financial Account Topper
Management Account Topper

Madhav Kabra
Asole Sunil


Dr.A.B.Gattani
Head Department Of Commerce

5/10/2023



Adarsh Education Society's
ARTS, COMMERCE & SCIENCE COLLEGE, HINGOLI.

DEPARTMENT OF PHYSICS
RESULT SUMMER : 2023

CLASS	SEM.	PAPER NO.	Grade									TOTAL STUDEN	Total Pass	% OF PASSING	NAME OF LECTURER
			O	A+	A	B+	B	C	P	F	AA				
B.SC. I	I	I	1	0	3	4	3	0	2	7	0	20	13	65.00%	Dr. S. D. Chavan
		II	0	0	6	1	5	2	1	5	0	20	15	75.00%	Dr. R. M. Dharmkare
	II	III	1	2	1	2	6	3	1	4	0	20	16	80.00%	Dr. S. D. Chavan
		IV	0	3	4	0	1	5	0	7	0	20	13	65.00%	Dr. R. M. Dharmkare
		V (PR)	10	3	3	0	1	0	0	3	0	20	17	85.00%	Dr. S. D. Chavan
											100	74	74.00%		
B.SC. II	III	VI	0	2	6	5	0	3	3	1	0	20	19	95.00%	Dr. S. D. Chavan
		VII	1	1	8	2	3	2	1	2	0	20	18	90.00%	Dr. R. M. Dharmkare
	IV	VIII	0	1	4	6	0	2	2	5	0	20	15	75.00%	Dr. S. D. Chavan
		IX	0	2	3	0	8	1	2	4	0	20	16	80.00%	Dr. R. M. Dharmkare
		X (PR)	12	5	3	0	0	0	0	0	0	20	20	100.00%	Dr. S. D. Chavan
		XI (PR)	8	6	6	0	0	0	0	0	0	20	20	100.00%	Dr. S. D. Chavan
											120	108	90.00%		
B.SC. III	V	XII	4	4	8	0	7	2	1	0	0	26	26	100.00%	Dr. R. M. Dharmkare
		XIII	1	1	5	1	8	4	5	1	0	26	25	96.15%	Dr. S. D. Chavan
	VI	XIV	0	2	1	2	9	4	3	5	0	26	21	80.77%	Dr. R. M. Dharmkare
		XV	0	1	1	0	10	4	5	5	0	26	21	80.77%	Dr. S. D. Chavan
		XVI (PR)	20	4	2	0	0	0	0	0	0	26	26	100.00%	Dr. R. M. Dharmkare
		XVII (PR)	19	4	1	1	1	0	0	0	0	26	26	100.00%	Dr. S. D. Chavan
											156	145	92.95%		

Summary B.SC. I Year 74.00%
 B.SC. II Year 90.00%
 B.SC. III Year 92.95%

Head of Dept.

Dr. S. D. Chavan

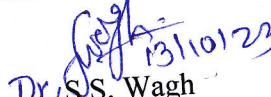
Adarsh Education Society's
ARTS, COMMERCE & SCIENCE COLLEGE, HINGOLI
DEPARTMENT OF CHEMISTRY
RESULT 2021-22

Class	SEM	Paper No.	Grade									Total Students	Total Pass	% of Passing	Name of Lecturer	
			O	A+	A	B+	B	C	P	F	AB					
B.Sc. I	I	I	0	1	2	1	7	1	0	32	6	50	12	24	Dr. A. V. Pawde + Dr. S. S. Wagh	
		II	0	1	3	0	18	2	1	24	1	50	25	50	Dr.S. S. Wagh + Mr. A. K. Pathan	
	II	III	0	3	1	0	7	0	0	38	1	50	11	22	Dr. A. V. Pawde + Dr. S. S. Wagh	
		IV	2	1	4	1	1	0	0	40	1	50	9	18	Dr.S. S. Wagh + Mr. A. K. Pathan	
	I & II PR	V	35	8	0	0	0	0	0	0	7	50	43	86	Ms.S. S. Wagh	
	B.Sc. II	III	VI	0	1	1	1	0	6	13	11	0	33	12	36.37	Mr. A. K. Pathan + Dr. S. S. Wagh
VII			0	1	0	1	1	3	6	21	0	33	12	100	Dr. S. B. Ganjegaonkar	
SEC I			10	0	0	0	0	0	0	0	0	10	10	33.33	Dr. A. V. Pawde + Dr. S. S. Wagh	
IV		VIII	0	3	2	0	1	1	4	22	0	33	11	75.76	Mr. A. K. Pathan + Dr. S. S. Wagh	
		IX	0	1	5	1	17	1	0	8	0	33	25	100	Dr. S. B. Ganjegaonkar	
SEC I & II		SEC II	10	0	0	0	0	0	0	0	0	10	10	100	Dr. S. B. Ganjegaonkar	
		SEC I PR	10	0	0	0	0	0	0	0	0	10	10	100	Dr. S. B. Ganjegaonkar	
III & IV PR		SEC II PR	10	0	0	0	0	0	0	0	0	10	10	100	Dr. S. B. Ganjegaonkar	
		X	29	3	1	0	0	0	0	0	0	33	33	100	Dr. A. V. Pawde	
B.Sc. III		V	XI	32	1	0	0	0	0	0	0	0	33	33	100	Mr. A. K. Pathan
			XII	2	4	7	2	3	6	8	1	1	34	32	94.11	Dr. A. V. Pawde + Dr. S. S. Wagh
			XIII	1	3	9	5	8	1	1	6	0	34	28	82.35	Mr. A. K. Pathan + Dr. S. S. Wagh
	VI	SEC III	10	0	0	0	0	0	0	0	0	10	10	100	Mr. B. P. Kotkar	
		XIV	7	0	3	1	7	4	6	6	0	34	28	82.35	Dr. A. V. Pawde + Dr. S. S. Wagh	
		XV	8	6	2	2	4	1	0	11	0	34	23	67.65	Mr. A. K. Pathan + Dr. S. S. Wagh	
		SEC IV	10	0	0	0	0	0	0	0	0	10	10	100	Mr. B. P. Kotkar	
	SEC III & IV	SEC IV	10	0	0	0	0	0	0	0	0	10	10	100	Mr. B. P. Kotkar	
		SEC III PR	10	0	0	0	0	0	0	0	0	10	10	100	Mr. B. P. Kotkar	
	V & VI PR	SEC IV PR	10	0	0	0	0	0	0	0	0	10	10	100	Mr. B. P. Kotkar	
		XVI	31	2	1	0	0	0	0	0	0	34	34	100	Dr. A. V. Pawde	
		XVII	29	2	2	0	0	0	0	0	0	34	34	100	Mr. A. K. Pathan	

Dr. S. S. Wagh
Dr. S. S. Wagh
 13/11/25
 Department of Chemistry,
 Adarsh College, Hingoli
 Department of Chemistry
 A.E.S College HINGOLI

Adarsh Education Society's
ARTS, COMMERCE & SCIENCE COLLEGE, HINGOLI
DEPARTMENT OF CHEMISTRY
RESULT 2021-22
M.Sc 1st Year

Class	Sem	Paper number	Grade										Total Student	Student Appear for exam	Total Pass	% of Passing	Name of Lecturer
			O	A+	A	B+	B	C	P	F	Ab						
M.Sc. F.Y.	I	CH-411	0	0	2	5	3	0	0	6	7	24	17	11	64.7	Dr. S. B. Ganjegaonkar + Dr.S.S. Wagh	
		CH-412	0	1	0	1	1	0	0	14	7	24	17	3	17.64	Mr. A. K. Pathan + Dr. A. V. Pawde	
		CH-413	0	0	0	3	2	0	0	12	7	24	17	5	29.41	Mr. B. P. Kotkar	
		CH-414	0	0	2	3	8	0	0	5	6	24	18	13	72.22	Mr. S. D. Rajput	
		SCH-410	20	0	0	0	0	0	0	0	7	24	17	17	100	Mr.S. D. Rajput	
	II	CH-421	0	0	2	2	5	0	0	6	7	24	17	11	64.7	Dr. S. B. Ganjegaonkar + Dr.S.S. Wagh	
		CH-422	0	1	4	2	3	0	0	6	7	24	17	9	52.94	Mr. B. P. Kotkar	
		CH-423	0	0	3	3	3	0	0	8	7	24	17	11	64.7	Mr. S. D. Rajput	
		CH-424	0	0	2	3	5	0	0	6	7	24	17	17	100	Mr. S. D. Rajput	
		SCH-220	16	0	0	0	0	0	0	0	4	7	24	17	17	100	Dr. S. B. Ganjegaonkar + Dr.S.S. Wagh
	Lab	LCH-411	16	0	0	0	0	0	0	0	4	7	24	17	17	100	Mr. A. K. Pathan + Dr. A. V. Pawde
		LCH-412	16	0	0	0	0	0	0	0	4	7	24	17	17	100	Mr. B. P. Kotkar
		LCH-413	16	0	0	0	0	0	0	0	4	7	24	17	17	100	Mr. S. D. Rajput
		LCH-414	16	0	0	0	0	0	0	0	4	7	24	17	17	100	Mr. S. D. Rajput


 Dr. S.S. Wagh
 Department of Chemistry
 Adarsh College, Hingoli
 Department of Chemistry
 A.E.S College HINGOLI

Department of Mathematics

Year 2022-2023

Class	Paper No.	O	A+	A	B+	B	C	P	Fail	AA	Total	% Passing
B.SC. I	I		02	02		03			13		20	35
	II	01	03	06	01	05		02	02		20	90
	III			01		03			17		20	20
	IV		01	04	03	05	01		06		20	70
	V	15	04		01						20	100
B.SC. II	VI			02	06	04	03	01	03		19	84.21
	VII	02	03	06	02	02	02	01	01		19	94.73
	VIII			01	01		01		16		19	15.78
	SEC	06									06	100
	IX						01		18		19	5.2
	X			01		03	02	01	12		19	36.84
	XI					02	01		16		19	15.78
	SEC	05		01							06	100
B.SC.III	XII	03	02	03	01	08			13		30	56.66
	XIII	03	03	05	02	09		01	07		30	76.66
	XIV	08	04	07	02	05	01	03			30	100
	SEC	08									08	100
	XV	05	04	03	04	08			06		30	80
	XVI	14	02	05	01	01			07		30	76.66
	XVII	15	02	04		04		01	04		30	86.66
	SEC	08									08	100

Department of Mathematics

13/10/2023

Adarsh Education Society's
ARTS, COMMERCE & SCIENCE COLLEGE, HINGOLI

DEPARTMENT OF BOTANY
RESULT 2022-23 (SUMMER 2023)

B.Sc. Botany (UG)

Class	SEM	Paper No.	Grade									Total Students	Total Pass	% of Passing	Name of Lecturer
			O	A+	A	B+	B	C	P	F	A				
B.Sc. I	I	I	5	11	8	5	10	2	1	7	2	51	42	82.35	Mr.S.A.Khan
		II	7	4	10	2	8	1	0	17	2	51	32	62.75	Dr.S.S.Nagarkar
	II	III	0	4	0	0	11	3	0	31	2	51	18	35.29	Mr.S.A.Khan
		IV	0	0	1	0	9	0	2	37	2	51	12	23.53	Dr.S.S.Nagarkar
	I & II	V	38	3	0	1	0	0	0	0	9	51	42	82.35	Mr.S.A.Khan
B.Sc. II	III	VI	0	0	5	5	9	4	0	10	3	36	23	63.89	Mrs.S.V.Bodhne
		VII	4	11	14	2	1	0	1	0	3	36	33	91.67	Dr.S.S.Nagarkar
		SEC I	9	0	0	0	0	0	0	0	0	9	9	100.00	Dr.S.S.Nagarkar
	IV	VIII	3	5	6	3	11	3	0	2	3	36	31	86.11	Mrs.S.V.Bodhne
		IX	2	4	10	0	7	0	0	10	3	36	23	63.89	Dr.S.S.Nagarkar
	SEC	SEC II	9	0	0	0	0	0	0	0	0	9	9	100.00	Dr.S.S.Nagarkar
	III&IV	X	33	0	0	0	0	0	0	0	3	36	33	91.67	Mr.N.A.Billary
		XI	33	0	0	0	0	0	0	0	3	36	33	91.67	Dr.S.S.Nagarkar
	B.Sc. III	V	XII	2	2	3	4	9	3	0	8	3	34	23	67.65
XIII			1	6	12	4	8	0	0	0	3	34	31	91.18	Dr.S.S.Nagarkar
SEC III			12	0	0	0	0	0	0	0	0	12	12	100.00	Dr.S.S.Nagarkar
VI		XIV	2	5	6	2	3	6	0	7	3	34	24	70.59	Mrs.S.V.Bodhne
		XV	2	8	13	3	2	0	0	3	3	34	28	82.35	Dr.S.S.Nagarkar
SEC		SEC IV	12	0	0	0	0	0	0	0	0	12	12	100.00	Dr.S.S.Nagarkar
V&VI		XVI	34	0	0	0	0	0	0	0	0	34	34	100.00	Mrs.S.V.Bodhne
		XVII	34	0	0	0	0	0	0	0	0	34	34	100.00	Dr.S.S.Nagarkar


HEAD

Department of Botany
Adarsh College, Hingoli

Adarsh Education Society's
ARTS, COMMERCE & SCIENCE COLLEGE, HINGOLI
DEPARTMENT OF BOTANY
RESULT 2022-23 (SUMMER 2023)
M.Sc.I Botany (PG)

Class	SEM	Paper No.	Grade									Total Students	Total Pass	% of Passing	Name of Lecturer	
			O	A+	A	B+	B	C	P	F	A					
M.Sc. I	I	I	0	5	2	11	0	0	0	0	2	0	20	18	90.00	Dr.S.S.Nagarkar
		II	1	2	7	5	0	0	0	0	5	0	20	15	75.00	Mr.N.A.Billary
		III	0	1	3	5	0	0	0	0	11	0	20	9	45.00	Mr.S.A.Khan
		IV	0	2	5	9	0	0	0	0	4	0	20	16	80.00	Mrs.S.V.Bodhne
		V-Seminar	20	0	0	0	0	0	0	0	0	0	20	20	100.00	Dr.S.S.Nagarkar
	II	VI	0	0	7	6	0	0	0	0	7	0	20	13	65.00	Mr.S.A.Khan
		VII	0	1	7	4	0	0	0	0	8	0	20	12	60.00	Mrs.S.V.Bodhne
		VIII	0	0	9	6	0	0	0	0	5	0	20	15	75.00	Mr.N.A.Billary
		IX	0	1	6	7	0	0	0	0	6	0	20	14	70.00	Dr.S.S.Nagarkar
		X-Seminar	20	0	0	0	0	0	0	0	0	0	20	20	100.00	Dr.S.S.Nagarkar
	Pract.	LCW-I	16	0	0	0	0	0	0	0	0	4	20	16	80.00	Mr.S.A.Khan
		LCW-II	16	0	0	0	0	0	0	0	0	4	20	16	80.00	Mrs.S.V.Bodhne
		LCW-III	16	0	0	0	0	0	0	0	0	4	20	16	80.00	Mr.N.A.Billary
		LCW-IV	16	0	0	0	0	0	0	0	0	4	20	16	80.00	Dr.S.S.Nagarkar


HEAD

Department of Botany
Adarsh College, Hingoli

Department of Zoology
Result Analysis 2022-2023

(B.Sc. I, II & III)

FY BSC									
Paper No.	O	A+	A	B+	B	F	Total	Total Pass	Percentage
I	8	3	15	2	10	10	48	38	79.17
II	6	2	12	8	8	12	48	36	75
III		5	7	5	10	21	48	27	56.25
IV	5	4	13		11	15	48	33	68.75
V	38	2	2			6	48	42	87.5
SY BSC									
VI	4	9	14	1	4	2	34	32	94.12
VII	7	6	8		10	3	34	31	91.18
VIII		1	6	4	6	17	34	17	50
IX	14	6	6	1	4	3	34	31	91.18
X	28	5				1	34	33	97.06
XI	27	6				1	34	33	97.06
SEC-I	8						8	8	100
SEC-III	8						8	8	100
TY BSC									
XII	4	5	10	4	1	7	31	24	77.42
XIII	2	4	7	7	4	7	31	24	77.42
XIV	5	6	5	3	3	9	31	22	70.97
XV	12	4	5			10	31	21	67.74
XVI	31						31	31	100
XVII	31						31	31	100
SEC-III	11						11	11	100
SEC-IV	11						11	11	100

Shri. Mubaleji

mlg

(17-10-2023)


Dr. Salve B. S.
Research Guide,
Professor & Head,
Dept. of Zoology,
Adarsh College, Hingoli-431513

HOD

PG Department of Zoology
Result Analysis 2022-2023

M.Sc. Zoology

FY MSC									
Paper No.	O	A+	A	B+	B	F	Total	Total Pass	Percentage
I	2	4	4	8	1	9	28	19	67.86
II	4	1	7	6	1	9	28	19	67.8571429
III	5	5	7	4	2	5	28	23	82.1428571
IV	7	4	5	7	1	4	28	24	85.7142857
V	28						28	28	100
VI	3	3	6	4	2	10	28	18	64.29
VII	2	8	6	2	5	5	28	23	82.14
VIII		1	2	6	3	16	28	12	42.86
IX	4	7	8	3	2	4	28	24	85.71
X	27					1	28	27	96.43
LC-I	25					3	28	25	89.29
LC-II	25					3	28	25	89.29
LC-III	25					3	28	25	89.29
LC-IV	25					3	28	25	89.29
SY MSC									
XI	2	3	7	6		4	22	18	81.82
XII	1	3	5	7		6	22	16	72.73
XIII	2	4	5	5		6	22	16	72.73
XIV	4	2	8	6		2	22	20	90.91
XV	22						22	22	100.00
XVI	1	6	4	2	3	6	22	16	72.73
XVII	6	4	7		1	4	22	18	81.82
XVIII	3	4	6	2	1	6	22	16	72.73
XIX	8	3	1	1	2	7	22	15	68.18
XX	21	1					22	22	100
LC-V	22						22	22	100.00
LC-VI	22						22	22	100
LC-VII	22						22	22	100
LC-VIII	20					2	22	20	90.91


Dr. Salve B. S.
Research Guide,
Professor & Head,
Dept. of Zoology,

HOD Adarsh College, Hingoli-431513

Adarsh Education Society's
ARTS, COMMERCE & SCIENCE COLLEGE, HINGOLI.
DEPARTMENT OF DAIRY SCIENCE
RESULT SUMMER :2023


CLASS	SEM.	PAPER NO.	Grade									TOTAL STUDENT	Total Pass	% OF PASSING
			O	A+	A	B+	B	C	P	F	A			
B.Sc I	I	I	-	-	3	-	3	-	06	4	1	10	06	60%
		II	2	1	1	1	3	1	10	-	-	10	10	100%
	II	III	-	1	-	-	5	-	06	4	2	10	06	60%
		IV	-	-	2	2	4	-	06	4	2	10	06	60%
		V	07	-	-	-	-	-	07	3	3	10	07	70%

CLASS	SEM.	PAPER NO.	Grade									TOTAL STUDENT	Total Pass	% OF PASSING
			O	A+	A	B+	B	C	P	F	A			
B.Sc II	III	VI	1	2	2	-	1	-	06	2	-	8	06	75%
		VII	-	5	1	2	-	-	08	-	-	8	08	100%
		SEC-I	3	-	-	-	-	-	03	1	1	04	03	75%
	IV	VIII	-	-	1	1	1	-	07	5	-	8	07	87.5%
		IX	-	2	3	1	1	-	07	1	1	8	07	87.5%
		X	7	-	-	-	-	-	07	1	1	8	07	87.5%
		XI	7	-	-	-	-	-	07	1	1	8	07	87.5%
		SEC-II	3	-	-	-	-	-	03	1	1	04	03	75%

CLASS	SEM.	PAPER NO.	Grade									TOTAL STUDENT	Total Pass	% OF PASSING
			O	A+	A	B+	B	C	P	F	A			
B.Sc III	V	XII	1	5	3	3	5	2	19	-	-	19	19	100%
		XIII	3	1	4	-	3	2	13	6	1	19	13	67.6%
		SEC-III	7	-	-	-	-	-	07	-	-	07	07	100%
	VI	XIV	-	2	4	1	2	1	10	9	1	19	10	52%
		XV	1	3	6	2	3	-	15	4	1	19	15	78%
		XVI	17	2	-	-	-	-	19	-	-	19	19	100%
		XVII	19	-	-	-	-	-	19	-	-	19	19	100%
		SEC-IV	07	-	-	-	-	-	07	-	-	07	07	100%

Summary
 B.sc F.Y = 70%
 B.sc S.Y = 87.5%
 B.sc T.Y = 74.67%

Dr. P.T Gangasagare
 Head
 Department of Dairy Science



ARTS, COMMERCE & SCIENCE COLLEGE, HINGOLI**DEPARTMENT OF ELECTRONICS****RESULT: SUMMER-2023**

Class	Semester No	Theory(Th) / Practical (Pr)	Paper No.	Grade Obtained by No. of Students								Total Students Appeared	Total Students Passed	Passing %	Name of Teacher		
				O	A+	A	B+	B	C	P	Fail					Absent	
BSc FY	I	Th	I	1	1	1	1	3				4		11	7	63.6	RSD
		Pr	II	1		4		1					5		11	6	54.5
	II	Th	III	3	1	1	1	2				3		11	8	72.7	RSD
		Th	IV	1	1	1	1	1				6		11	5	45.5	PDA
	I+II	Pr	V	8		1						2		11	9	81.8	RSD
BSc SY	III	Th	VI		1	2		2	1			2		8	6	75.0	PDA
		Th	VII			1	1	1				5		8	3	37.5	PDA
		SEC	I	3	2	2				1				8	8	100.0	PDA
	IV	Th	VIII	1	2				2			3		8	5	62.5	PDA
		Th	IX	1			3	1				3		8	5	62.5	PDA
		SEC	II	3	1	3			1					8	8	100.0	PDA
	III+IV	Pr	X	3	2	2		1						8	8	100.0	PDA
		Pr	XI	3	2	2		1						8	8	100.0	PDA
BSc TY	V	Th	XII	1		2	1					2		6	4	66.7	RSD
		Th	XIII	1	1	1		1				2		6	4	66.7	PDA
		SEC	III	2		1		1						4	4	100.0	RSD
	VI	Th	XIV	2	2							2		6	4	66.7	RSD
		Th	XV	2		1	1				1	1		6	5	83.3	PDA
		SEC	IV	2				2						4	4	100.0	RSD
	V+VI	Pr	XVI	2	1			3						6	6	100.0	RSD
		Pr	XVII	3				3						6	6	100.0	PDA
TOTAL				43	17	25	9	23	4	2	40	0	163	123	75.5	Overall	

PDA: Dr. P. D. Achole (HOD)

RSD: Mr. R. S. Devhade

shrmakule
Rmm
20.10.23

Achole
10.10.2023
Submitted by: Dr. P. D. Achole (HOD, Department of Electronics)

Adarsh Education Society's
ARTS, COMMERCE & SCIENCE COLLEGE, HINGOLI.

DEPARTMENT OF COMPUTER SCIENCE

RESULT SUMMER : 2022-23

CLASS	SEM.	PAPER NO.	Grade									TOTAL STUDENT	Total Pass	% OF PASSING	NAME OF LECTURER
			O	A+	A	B+	B	C	P	F	A				
B.Sc I	I	I	4	1	5	5	1	3	5	5	0	29	24	82.76%	RDK
		II	5	3	4	0	4	5	4	4	0	29	25	86.21%	RPS
	II	III	6	3	5	2	5	0	2	6	0	29	23	79.31%	RPS
		IV	3	5	3	0	0	0	2	16	0	29	13	44.83%	RDK
B.Sc II	III	VI	4	4	7	2	4	5	0	2	0	28	26	92.86%	RSD
		VII	1	3	5	3	9	1	3	3	0	28	25	89.29%	RDK
		SEC-I	6	2	1	0	0	0	0	0	0	9	9	100.00%	RDK
	IV	VIII	0	6	10	3	2	1	1	5	0	28	23	82.14%	RDK
		IX	5	4	6	3	6	1	0	3	0	28	25	89.29%	RSD
		SEC-II	5	3	1	0	0	0	0	0	0	9	9	100.00%	RDK
B.Sc III	V	XII	3	7	2	1	3	0	1	3	0	20	17	85.00%	ADP
		XIII	7	1	5	2	4	0	1	0	0	20	20	100.00%	RDK
		SEC-III	4	2	1	0	0	0	0	0	0	7	7	100.00%	RDK
	VI	XIV	9	3	1	2	1	2	0	2	0	20	18	90.00%	RDK
		XV	3	2	6	3	4	2	0	0	0	20	20	100.00%	ADP
		SEC-IV	3	3	1	0	0	0	0	0	0	7	7	100.00%	RDK

Summary

B.Sc I Year

B.Sc-II Year

B.Sc III Year

Sumo.

[Signature]
Head, Department of
Computer Science
A.E.S. College, Hingoli

Adarsh Education Society's
ARTS, COMMERCE & SCIENCE COLLEGE, HINGOLI.


DEPARTMENT OF COMPUTER SCIENCE

RESULT SUMMER : 2022-23

CLASS	SEM.	PAPER NO.	Grade									TOTAL STUDENT	Total Pass	% OF PASSING	NAME OF LECTURER
			O	A+	A	B+	B	C	P	F	A				
BCA	I	FSC	9	1	15	13	23	3	0	19	0	83	64	77.11%	ADP
		OA	2	16	26	13	17	1	1		0	76	76	100.00%	MPJ
		C	0	10	10	18	13	2	1	7	0	61	54	88.52%	RSD
		MTCS	0	7	15	10	18	14	1	29	0	94	65	69.15%	SJA
		BC	5	28	50	0	0	0	0	18	0	101	83	82.18%	ADP
BCA	II	TALLY	5	14	27	9	12	0	1	0	1	69	68	98.55%	MPJ
		OB	1	12	23	15	15	1	1	15	1	84	68	80.95%	ADP
		WT	15	12	11	11	12	1	2	14	1	79	64	81.01%	SJA
		ECOM	5	18	23	11	14	0	0	19	1	91	71	78.02%	RSJ
		FE	29	53	1	0	0	0	0	9	0	92	83	90.22%	RSJ

Summary BCA I year


Prepared By
Sumeet



 Head
 Head, Department of
 Computer Science
 A.E.S. College, Hingoli

Adarsh Education Society's
ARTS, COMMERCE & SCIENCE COLLEGE, HINGOLI.
DEPARTMENT OF COMPUTER SCIENCE
RESULT SUMMER : 2022-23

CLASS	SEM.	PAPER NO.	Grade									TOTAL STUDENT	Total Pass	% OF PASSING	NAME OF LECTURER
			O	A+	A	B+	B	C	P	F	A				
BCA	III	CPP	1	7	12	5	12	1	1	2	0	41	39	95.12%	RDK
		OS	4	2	14	6	7	0	0	8	0	41	33	80.49%	RPS
		DBMS	4	7	9	7	11	0	0	3	0	41	38	92.68%	ADP
		MM	3	7	12	6	10	0	0	3	0	41	38	92.68%	MPJ
		NA	2	18	11	4	1	5	0	0	0	41	41	100.00%	SJA
BCA	IV	JAVA	6	7	7	3	6	3	0	9	0	41	32	78.05%	SJA
		DS	7	8	9	2	1	1	1	12	0	41	29	70.73%	MPJ
		RDBMS	7	7	8	3	3	3	1	9	0	41	32	78.05%	SJA
		CG	4	8	7	3	6	4	1	8	0	41	33	80.49%	ADP
		LR	14	9	18	0	0	0	0	0	0	41	41	100.00%	ADP

Summary BCA II year

Head

 Road, Department of
 Computer Science
 A.E.S. College, Hingoli

Prepared by



Adarsh Education Society's
ARTS, COMMERCE & SCIENCE COLLEGE, HINGOLI.

DEPARTMENT OF COMPUTER SCIENCE

RESULT SUMMER : 2022-23

CLASS	SEM.	PAPER NO.	Grade									TOTAL STUDENT	Total Pass	% OF PASSING	NAME OF LECTURER
			O	A+	A	B+	B	C	P	F	A				
BCA	V	SAAD	0	0	1	1	4	1	0	2	0	9	7	77.78%	RSJ
		PHP	0	0	2	3	1	1	0	2	0	9	7	77.78%	SJA
		MAAD	0	0	4	1	0	0	1	3	0	9	6	66.67%	SJA
		CN	0	1	1	0	3	0	0	4	0	9	5	55.56%	RSJ
		LINUX	7	1	1	0	0	0	0	0	0	9	9	100.00%	RPS
BCA	VI	SE	0	1	0	1	2	0	0	5	0	9	4	44.44%	ADP
		PYTHON	0	2	0	5	0	0	0	1	0	8	7	87.50%	SJA
		PROJECT	6	2	0	0	0	0	0	1	0	9	8	88.89%	MPJ
		DIP	0	1	4	1	1	0	0	2	0	9	7	77.78%	RSD
		CS	1	2	1	0	4	1	0	0	0	9	9	100.00%	RSJ

Summary BCA III year


 Head
 Department of
 Computer Science
 A.E.S. College, Hingoli.

Prepared By
Sanku.

Adarsh Education Society's
ARTS, COMMERCE & SCIENCE COLLEGE, HINGOLI.
DEPARTMENT OF COMPUTER SCIENCE
RESULT SUMMER : 2022-23

CLASS	SEM.	PAPER NO.	Grade									TOTAL STUDENT	Total Pass	% OF PASSING	NAME OF LECTURER
			O	A+	A	B+	B	C	P	F	A				
BCS	I	BCS	1	7	18	13	25	3	0	8	0	75	67	89.33%	ADP
		C	0	3	23	11	25	1	1	11	0	75	64	85.33%	RPS
		WT	1	5	27	9	18	11	0	4	0	75	71	94.67%	SJA
		OA	3	7	23	21	17	0	0	4	0	75	71	94.67%	MPJ
		CS	13	62	0	0	0	0	0	0	0	75	75	100.00%	MPJ
BCS	II	OS	6	15	24	12	12	1	0	5	0	75	70	93.33%	MPJ
		C-2	16	20	13	9	10	0	0	7	0	75	68	90.67%	RDK
		DBMS	6	13	13	11	16	0	1	15	0	75	60	80.00%	RSJ
		8085	11	13	16	7	11	0	1	16	0	75	59	78.67%	RSD
		CS2	21	41	11	0	0	0	0	2	0	75	73	97.33%	MPJ

Summary BCS I year

RWS
 Head, Headment of
 Computer Science
 A.E.S. College, Hingoli.

Prepared By
Seemba

Adarsh Education Society's
ARTS, COM. ERCE & SCIENCE COLLEGE, HINGOLI.

DEPARTMENT OF COMPUTER SCIENCE

RESULT SUMMER : 2022-23

CLASS	SEM.	PAPER NO.	Grade									TOTAL STUDENT	Total Pass	% OF PASSING	NAME OF LECTURER
			O	A+	A	B+	B	C	P	F	A				
BCS	III	CPP	0	4	7	4	8	2	0	3	0	28	25	89%	RDK
		CN	3	2	11	5	7	0	0	0	0	28	28	100%	RSJ
		DS	1	2	7	7	9	1	0	1	0	28	27	96%	RPS
		MTCS	0	1	4	1	9	6	0	7	0	28	21	75%	SJA
		NA	4	9	13	2	0	0	0	0	0	28	28	100%	SJA
BCS	IV	JAVA	0	4	12	4	5	0	0	3	0	28	25	89%	SJA
		SE	0	3	6	8	6	0	1	4	0	28	24	86%	ADP
		RDBMS	2	8	10	1	5	0	1	1	0	28	27	96%	SJA
		CD	1	6	10	3	5	0	0	3	0	28	25	89%	MPJ
		LR	12	15	1	0	0	0	0	0	0	28	28	100%	ADP

Summary BCS II year

Prepared by
Sanku.

Raj
 Head
 Head, Department of
 Computer Science
 A.E.S. College, Hingoli.

Adarsh Education Society's
ARTS, COMMERCE & SCIENCE COLLEGE, HINGOLI.


DEPARTMENT OF COMPUTER SCIENCE

RESULT SUMMER : 2022-23

CLASS	SEM.	PAPER NO.	Grade									TOTAL STUDENT	Total Pass	% OF PASSING	NAME OF LECTURER
			O	A+	A	B+	B	C	P	F	A				
BCS	V	C#.NET	0	2	3	2	3	0	0	3	0	13	10	76.92%	RSD
		PYTHON	2	5	1	3	2	0	0	0	0	13	13	100.00%	SJA
		DATA SCI	0	6	0	6	1	0	0	0	0	13	13	100.00%	RPS
		LINUX	1	4	7	1	0	0	0	0	0	13	13	100.00%	RPS
		SAAD	12	1	0	0	0	0	0	0	0	13	13	100.00%	MPJ
BCS	VI	MAD	5	4	2	2	0	0	0	0	0	13	13	100.00%	SJA
		FIP	6	2	1	3	1	0	0	0	0	13	13	100.00%	RSD
		PROJECT	13	0	0	0	0	0	0	0	0	13	13	100.00%	MPJ
		LINUX	4	2	6	0	0	0	0	1	0	13	12	92.31%	ADP
		CN	12	1	0	0	0	0	0	0	0	13	13	100.00%	RSJ

Summary BCS III year

Prepared By
Sumeet


 Head
 Department of
 Computer Science
 A.E.S. College, Hingoli.

Adarsh Education Society's
ARTS, COMMERCE & SCIENCE COLLEGE, HINGOLI.

DEPARTMENT OF COMPUTER SCIENCE

RESULT SUMMER : 2022-23

CLASS	SEM.	PAPER NO.	Grade									TOTAL STUDENT	Total Pass	% OF PASSING	NAME OF LECTURER
			O	A+	A	B+	B	C	P	F	A				
M.Sc	I	CAM	0	0	3	4	1	5	0	0	0	13	13	100.00%	RSD
		OOP	0	0	0	6	4	3	0	0	0	13	13	100.00%	RSJ
		MTCS	0	2	5	2	1	3	0	0	0	13	13	100.00%	SJA
		CN	0	3	7	1	1	0	0	1	0	13	12	92.31%	RPS
		ECOM	9	3	1	0	0	0	0	0	0	13	13	100.00%	RSJ
M.Sc	II	DBMS	2	3	2	2	3	0	0	1	0	13	12	92.31%	SJA
		SE	0	4	6	0	1	0	0	2	0	13	11	84.62%	RSJ
		VB.NET	3	3	2	2	1	0	0	2	0	13	11	84.62%	RSD
		CD	1	5	4	1	1	0	0	1	0	13	12	92.31%	MPJ
		IT	12	1	0	0	0	0	0	0	0	13	13	100.00%	ADP

Summary

M.Sc I year

Prepared by
[Signature]

[Signature]
 Head
 Department of
 Computer Science
 A.E.S. College, Hingoli

Adarsh Education Society's
ARTS, COMMERCE & SCIENCE COLLEGE, HINGOLI.
DEPARTMENT OF COMPUTER SCIENCE
RESULT SUMMER : 2022-23

CLASS	SEM.	PAPER	Grade									TOTAL STUDENT	Total Pass	% OF PASSING	NAME OF LECTURER
			O	A+	A	B+	B	C	P	F	A				
M.Sc	III	ADA	0	4	4	5	4	0	0	3	0	20	17	85.00%	ADP
		WT	1	2	10	4	2	0	0	1	0	20	19	95.00%	SJA
		DMDW	3	5	6	4	1	0	0	1	0	20	19	95.00%	MPJ
		RM	4	3	9	3	1	0	0	0	0	20	20	100.00%	RDK
		CS	17	2	1	0	0	0	0	0	0	20	20	100.00%	RPS
M.Sc	IV	DIP	2	5	5	3	1	1	0	3	0	20	17	85.00%	RSD
		LINUX	4	5	7	0	1	1	0	2	0	20	18	90.00%	ADP
		PROJECT	19	0	0	0	0	0	0	1	0	20	19	95.00%	MPJ
		ST	2	5	9	2	1	0	0	1	0	20	19	95.00%	RSJ
		LR	15	4	1	0	0	0	0	0	0	20	20	100.00%	SJA

Summary

M.Sc II year

(Signature)
Head

Head, Department of
Computer Science
A.E.S. College, Hingoli

Prepared By
(Signature)